

SEPTEMBER 2012



POWERTECH

URANIUM CORP.

Advancing Towards Uranium Production



Safe Harbour Statement

Certain statements in this presentation are forward-looking statements, which reflect the expectations of management regarding the Company's future operations. Forward-looking statements consist of statements that are not purely historical, including any statements regarding beliefs, plans, expectations or intentions regarding the future. Such statements are subject to risks and uncertainties that may cause actual results, performance or developments to differ materially from those contained in the statements. No assurance can be given that any of the events anticipated by the forward-looking statements will occur or, if they do occur, what benefits the Company will obtain from them. These forward-looking statements reflect management's current views and are based on certain expectations, estimates and assumptions which may prove to be incorrect. A number of risks and uncertainties could cause our actual results to differ materially from those expressed or implied by the forward-looking statements, including: (1) a downturn in general economic conditions in North America and internationally, (2) the inherent uncertainties and speculative nature associated with uranium exploration, (3) a decreased demand for uranium, (4) any number of events or causes which may delay or cease exploration and development of the Company's property interests, such as environmental liabilities, weather, mechanical failures, safety concerns and labour problems; (5) the risk that the Company does not execute its business plan, (6) inability to retain key employees, (7) inability to finance operations and growth, (8) inability to obtain all necessary environmental and regulatory approvals, (9) an increase in the number of competitors with larger resources, and (10) other factors beyond the Company's control. These forward-looking statements are made as of the date of this presentation and the Company assumes no obligation to update these forward-looking statements, or to update the reasons why actual results differed from those projected in the forward-looking statements. Additional information about these and other assumptions, risks and uncertainties are set out in the "Risks and Uncertainties" section in the Company's MD&A filed with Canadian security regulators.



Investment Highlights

Emerging, “Near-Term” uranium producer. Projected construction – 2013. Focused on U.S. market.

- Strong economics demonstrated through PEA at \$65.00 lb U_3O_8
- Exploring & developing >60,000 acres in the Northern Plains of the United States
- World-wide uranium expertise
- Permitting-stage projects –Dewey-Burdock permits and license applications filed
 - Centennial all baseline studies completed
- Large uranium resource base:
 - 16.2M lbs Indicated
 - 6.6M lbs Inferred
- Further historical resources within both project areas for future development (non N.I. 43-101 compliant)
- Advanced exploration properties for future development



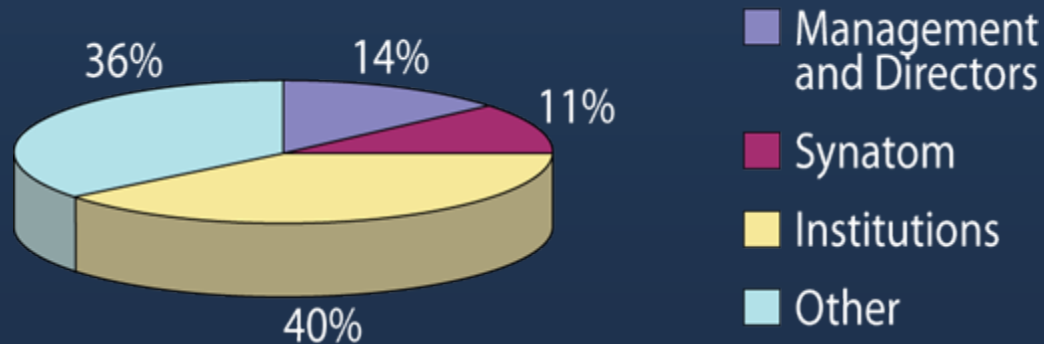
Share, Capital and Cash Position

(As of March 31, 2012)

Shares Outstanding	103.3M
Stock Options (weighted average exercise price of \$.61)	7.6M
Warrants (23.9M at \$.60 and 3.1M at \$0.47)	<u>27.1M</u>
	138.0M
Market Cap (September 12, 2012)	C 16.5M
Cash (June 30, 2012)	C 1.9M
Deferred Payment to Synatom ¹	C 7.5M

¹ Interest-free. Due at the earlier of March 15, 2013 or six months following receipt of all permits on Dewey Burdock. Payable in shares (at minimum share price of \$0.60) or cash at company's discretion. Can be pre-paid in cash at any time.

Approximate Share Ownership





Production/Cash Flow Pipeline

- **Goal:** Bring at least one new project on stream every 5-7 years
- **Long-term Objective:** Sustainable production @ 2-4 million lbs/year

Near-term Production

Dewey-Burdock

Initial Stage Permitting

Centennial

Advanced Exploration

Aladdin
Dewey-Terrace
Powder River Basin

Completing permitting process to production



Confirming/expanding historical showings



Targeting potential roll-front deposits





Officers & Directors

Richard Clement Jr., P.G., MSc., – *President, CEO & Director*

- >40 years' experience in uranium corporate management
- Includes uranium exploration, development, production in U.S. and Australia

Thomas Doyle – *Vice President Finance, CFO & Director*

- >25 years' experience financing international and domestic resource projects

Greg Burnett, MBA, BAsC. – *Vice President Administration & Director*

- >20 years' experience in structuring and financing public market transactions and public company management

Douglas Eacrett, CA, LL.B. – *Independent Director*

- >20 years' experience in corporate securities law, 30 years' experience as a Chartered Acct.

Malcolm Clay, BA, FCA – *Independent Director*

- >25 years' experience as a Partner of KPMG Chartered Accountants, former non-executive Chairman of KPMG Canada

John Dustan, MBA – *Independent Director*

–more than 20 years' experience in corporate oversight and governance as an advisor and director of numerous public and private sector groups.



Technical Team

Jim Bonner, P.G., BSc. – *Vice President Exploration*

- >35 years' experience in uranium industry
- Exploration Manager for Union Pacific Railroad's Rocky Mountain Energy

Richard Blubaugh, MAPA, BAsc., Biology – *V.P. Health, Safety & Environmental Resources*

- >25 years' experience project and program management
- In-depth experience in permitting and environmental management, working with state & federal agencies

Frank Lichnovsky – P.G., BSc., *Chief Geologist*

- >40 years' experience in uranium exploration, development & production
- Worked in both U.S. and Australia

John Mays, P.E., BSc., Chemical Engineering – *Vice President Engineering*

- >20 years experience in design, construction, operation of ISR mines worldwide
- Former Chief In situ Mining Engineer, Urasia Energy Ltd. Former Superintendent of Wellfield Construction, Power Resources, Smith Ranch/ Highland Uranium Project

Mark Hollenbeck, P.E., BSc. Chemical Engineering – *Project Manager, Dewey Burdock*

- >15 years' experience in the energy producing industries
- Elected to South Dakota House of Representatives from 1989 – 1994, and mayor of Edgemont from 2001 - 2006



Advisory Board

Dr. Charles Groat, PhD. Geology – *Technical Advisor*

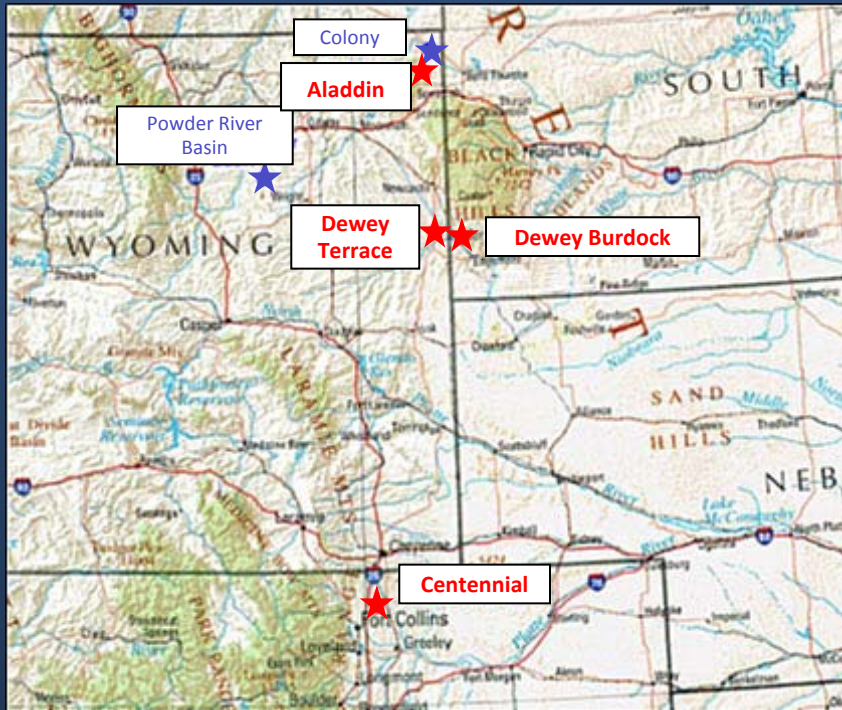
- Past Director of the U.S. Geological Survey
- New Director of the Center for International Energy & Environmental Policy at the University of Texas, Austin
- Jackson Chair in Energy and Mineral Resources at the Jackson School of Geosciences

Anthony J. Thompson, Esq. – *Technical Advisor*

- Primary Outside Counsel to the American Mining Congress, now the National Mining Association for Radioactive Waste Issues
- Appointed by President Bush in 1992 to the National Risk Assessment and Management Commission
- Practice includes Legislation and Regulatory Counseling Involving Compliance with Environmental and Natural Resources Law and Regulations, Risk Assessment, Management, and Occupational Health and Safety



Summary of Projects



Dewey Burdock

- 6.7M lbs U_3O_8 Indicated
- 4.5M lbs U_3O_8 Inferred

Centennial

- 9.5M lbs U_3O_8 Indicated
- 2.1M lbs U_3O_8 Inferred

Project Acreage

■ Dewey-Burdock	17,800
■ Centennial	7,100
■ Dewey Terrace	13,000
■ Aladdin	15,000
■ Powder River Basin	6,000
■ Colony	1,300

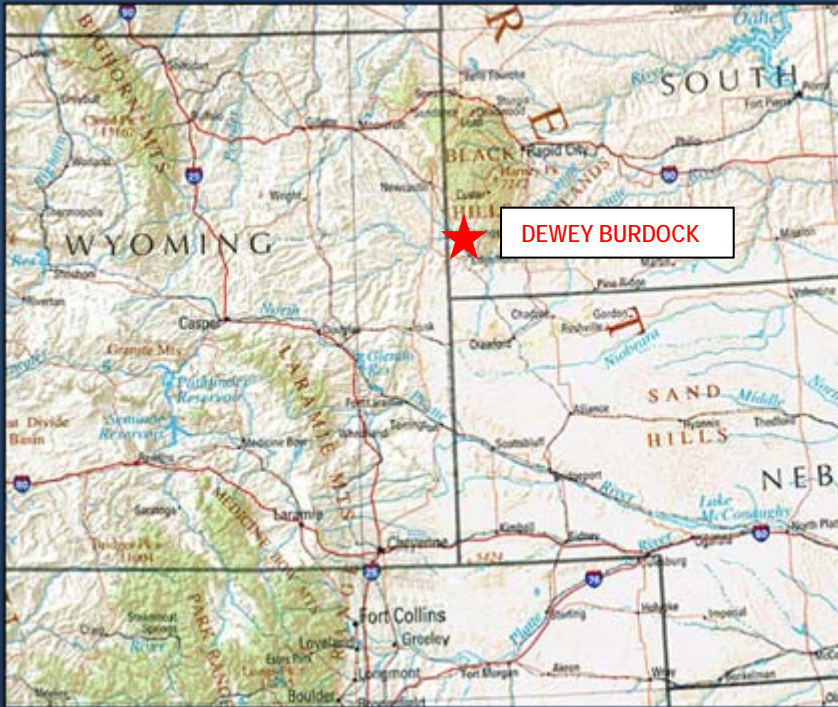
Total Acreage

60,200





Dewey Burdock Project, South Dakota

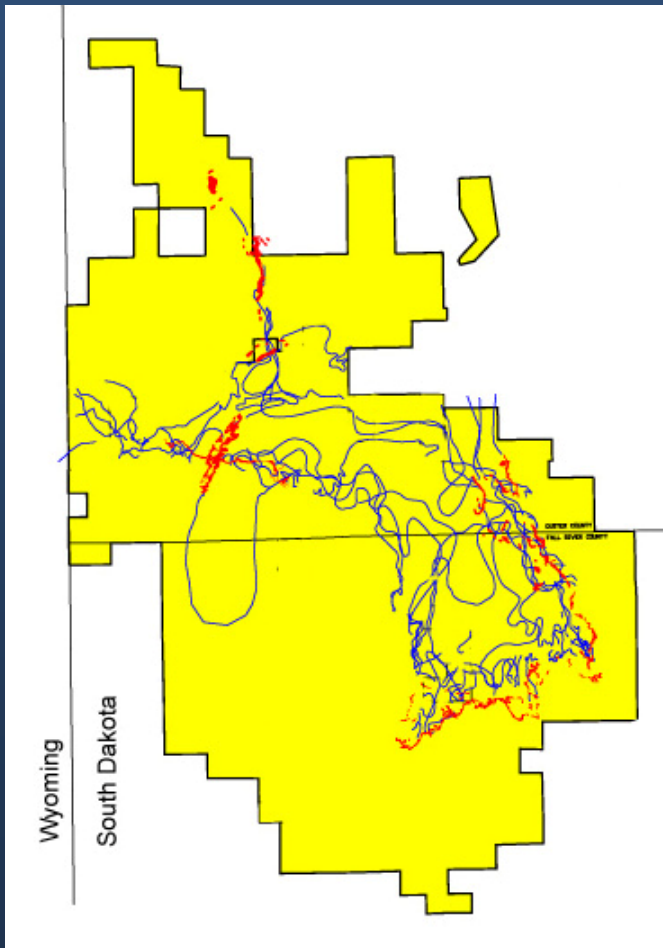


- Edgemont uranium district discovered in the 1950's
- Company controls U.S. claims, private minerals and surface covering 18,000 acres
- Previous operator Tennessee Valley Authority (TVA) drilled more than 4,000 drill holes
- Powertech acquired data through private purchase
- 88 miles of measured ore trends—only 18 miles drilled to date
- Predecessor company estimated potential for 25 million pounds





Dewey-Burdock Project, South Dakota



Location of main oxidation fronts, areas of dense drilling

N.I. 43-101 Resource Estimate (March 2010):

- 6.7M lbs Indicated (0.214% U_3O_8)
- 4.5M lbs Inferred (0.179% U_3O_8)

Preliminary Economic Assessment (April 2012):

- NPV = US\$109.1 million @ 8% DCF*
- IRR = 48%
- Capital Cost (Phase I) = US\$54.3 million
- Life of Mine 9 years, Producing 8.4 million lbs
- Payback = 4th Quarter Production Year 2
- Annual production of ~1,000,000 lbs U_3O_8
- Significant potential remains to further improve project economics through expansion of the resource base

*Using US\$65/lb U_3O_8



Dewey-Burdock, Full Cycle Operating Cost Detail

Preliminary Economic Assessment (April 2012)

Full Cycle Operating Cost Detail

Well Fields =	\$13.18
Chemicals and Labor =	\$ 5.70
Restoration =	<u>\$ 0.97</u>
Operating Cash Cost =	\$19.85/lb.

Royalty and Taxes =	\$ 7.48
Corporate Overhead =	\$ 0.46
End Life Decommissioning =	\$ 1.09
Contingency (20%) =	<u>\$ 4.43</u>
Full Cycle Operating Cost =	\$ 33.31/lb.

- Significant potential remains to further improve project economics through expansion of the resource base



Dewey-Burdock Project Permitting Process

- The following points summarize the best estimates of the Nuclear Regulatory Commission (“NRC”) staff as of September 1, 2012:
 - **July 2012:** Draft license received
 - **September 2012:** Draft Supplemental Environmental Impact Statement (“SEIS”)
 - **October 2012:** Final Safety Evaluation Report
 - **Jan-May 2013:** Final SEIS and NRC License:
- The other agencies with permitting oversight have indicated that their permits will be forthcoming within the same timeframe as estimated by the NRC for the final NRC License



Centennial Project, Colorado

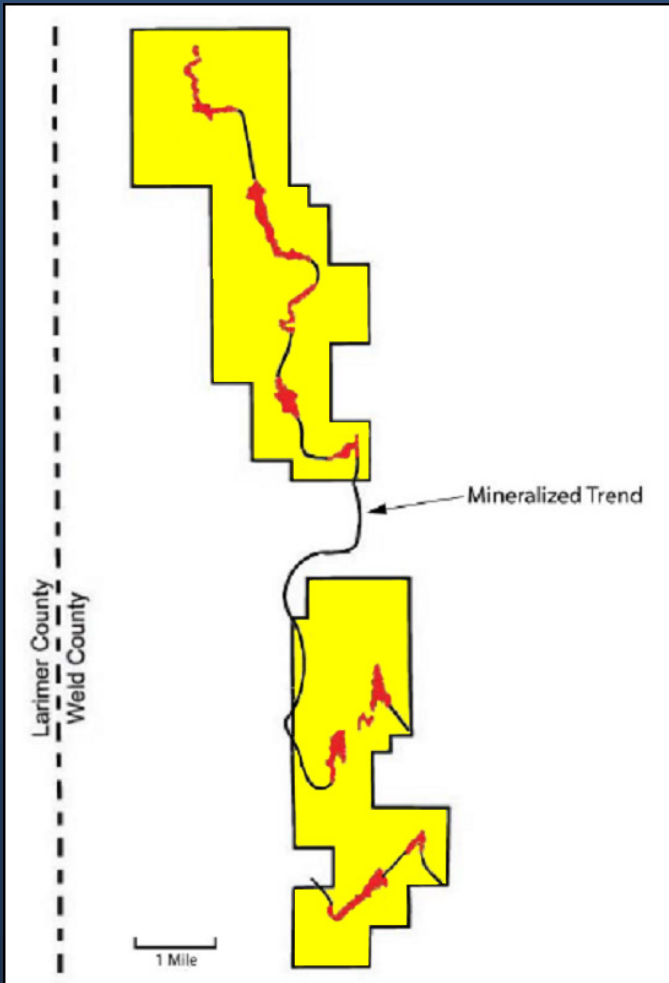


- Discovered in 1970s.
- Powertech purchased 5,760 acres of uranium rights and historical data from Anadarko Petroleum.
- Total Project holdings of 7,100 acres of uranium rights.
- Over 3,500 drill holes with >1,000,000 ft of drilling.
- Baseline studies complete





Centennial Project, Colorado



N.I. 43-101 Resource Estimate (March 2010):

- 9.5M lbs Indicated (0.09% U_3O_8)
 - 2.1M lbs Inferred (0.09% U_3O_8)
- (reflects the terminated Diehl and Varra options)

Preliminary Economic Assessment (August 2010)*:

- Annual production of 700,000 lbs U_3O_8
- 14 year mine life
- US\$34.95/lb U_3O_8 operating cost
- US\$71.1M initial capex
- Pre-tax NPV (8%): US\$51.8M
- Pre-tax IRR: 18%

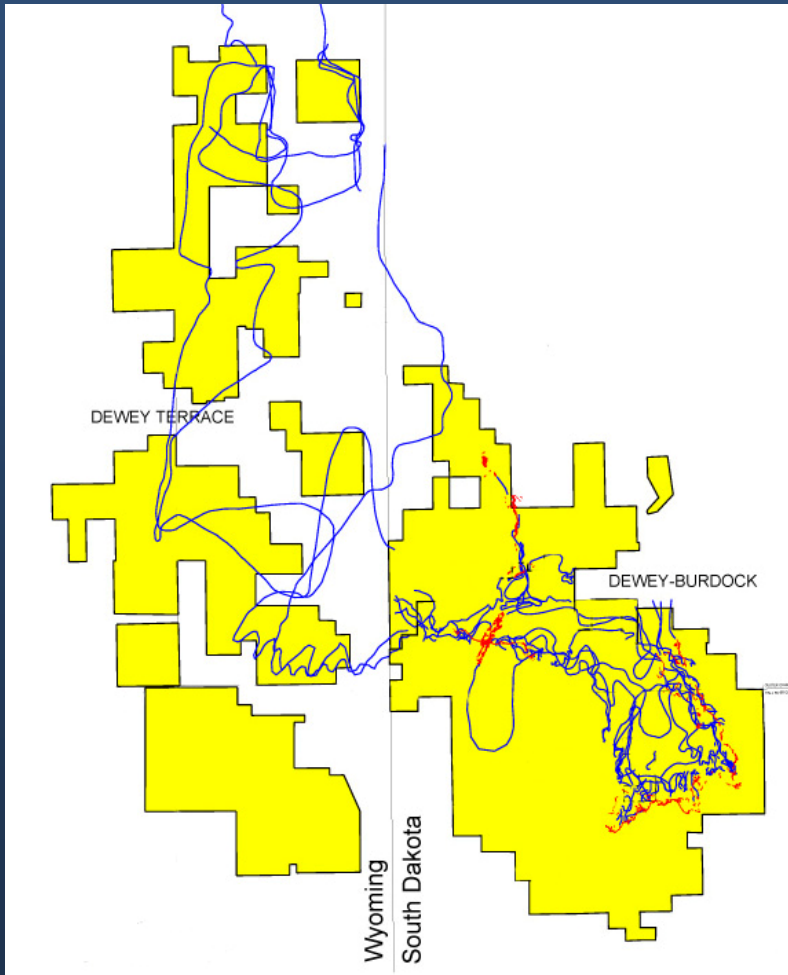
Permitting Status:

- All baseline studies complete, permit applications ready to be completed and filed

* Using US\$65/lb U_3O_8 . Subject to re-evaluation based on termination of Diehl and Varra options covering 1.1M lbs of uranium



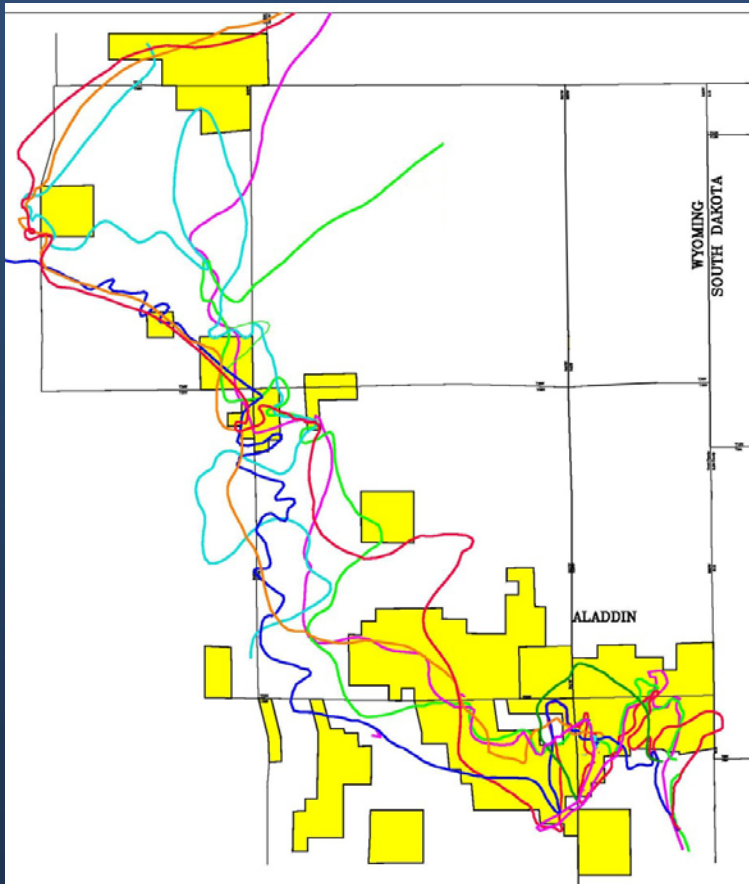
Dewey-Terrace Project, Wyoming



- Powertech acquired 13,000 acres of federal mining claims and state mining leases along historic mineralized trends.
- Trends defined by TVA & Teton Exploration as extensions of Dewey Burdock.
- Acquired Teton exploration data – 298 drill holes, 208,500 feet logged, drill hole record sheets for over 494 holes .
- Powertech completed 20-hole confirmation program. Drilling and coring confirms historical resources.



Aladdin Project, Wyoming



- Powertech acquired 15,000 acres of federal mining claims, state mining leases and privately-owned leases along historic mineralized trends.
- Same host unit as Dewey Burdock.
- Acquired historical Teton Exploration data: 589 drill holes with 222,000 feet logged, record sheets for over 1,800 holes.
- 60 drill hole exploration program completed, confirms historical data.
- NI 43-101 Report (June 21 2012) identified 1,038,023 lbs Indicated Resources, contained in 466,232 tons averaging 0.111% U_3O_8 . Additional 101,255 lbs of Inferred Resources identified, contained in 42,611 tons averaging 0.119% U_3O_8 .
- NI 43-101 report also identified potential 5.0 to 11.0 million lbs of uranium (.20 GT cut-off), averaging 0.11% - 0.12% U_3O_8 . Grade and quantity of this potential conceptual in nature.
- Data on three key historical drill holes yields 10 feet of 0.47% U_3O_8 , 6 feet of 0.695% of U_3O_8 and 6 feet of 0.504% of U_3O_8



Uranium & Nuclear Energy in the USA

The future of U.S. uranium mining

- Approximately 90% of U.S. uranium production in 2006 came from ISR mines – *U.S. Energy Administration Information*
- Nuclear power accounted for about 20% of the total net electricity generated in the United States in 2010 - *U.S. Energy Information Administration*
- Owners and operators of U.S. civilian nuclear power reactors purchased the equivalent of 47 million pounds of uranium in 2010. Only 8% of delivered uranium came from the United States - *U.S. Energy Information Administration*
- ISR mining accounted for approximately 41% of global uranium production in 2010, up from 21% in 2004 – *World Nuclear Association*
- Powertech’s Dewey Burdock project is one of the highest grade ISR projects in the development pipeline in the U.S.

Selected U.S. ISR Uranium Development Projects

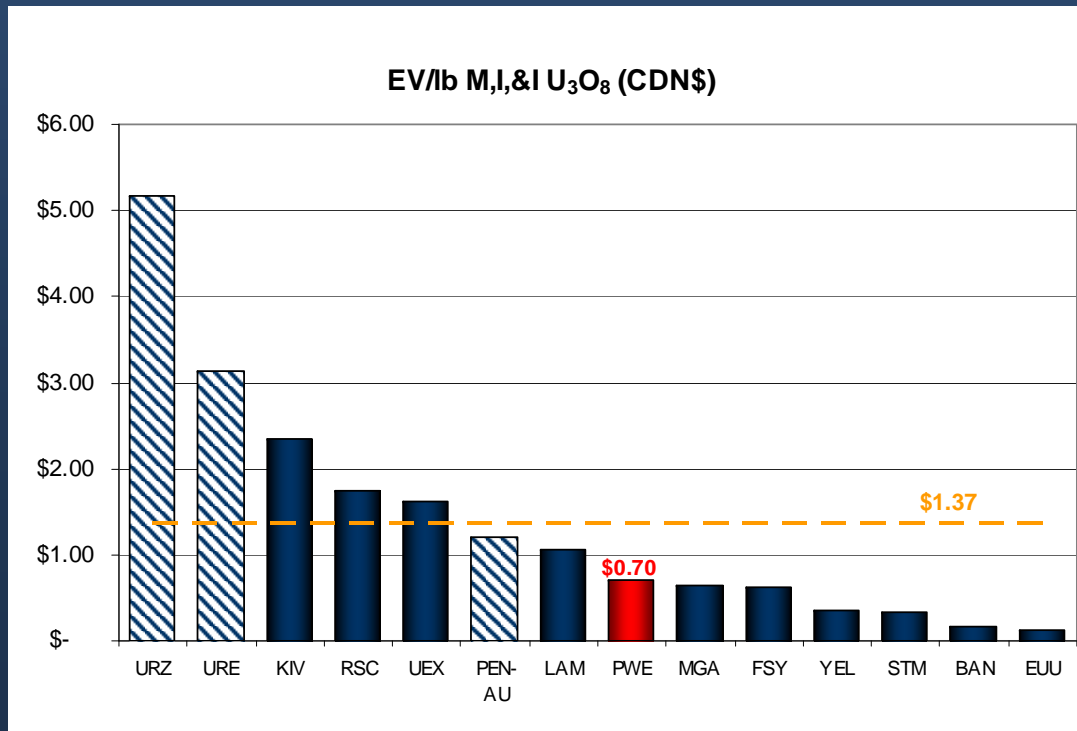
	Company	Project	GT Cutoff	N.I. 43-101 Mineral Resource (M lbs)				Annual Production ¹	Mine Life (yrs)	Possible Startup
				M&I	Grade	Inferred	Grade			
PWE	Powertech	Dewey-Burdock	0.5	6.68	0.214%	4.53	0.179%	1,000,000	9	2014
PWE	Powertech	Centennial	0.2	10.37	0.090%	2.33	0.090%	700,000	14	n/a
URZ	Uranerz	Nichols Ranch	0.2	2.95	0.114%	0.00	0.000%	620,000	5.25	2010
URE	UR Energy	Lost Creek	0.3	9.80	0.058%	1.10	0.076%	1,000,000	6.5	2012
PEN-AU	Peninsula Energy	Lance	0.2	14.72	0.051%	36.80	0.048%	2,200,000	12	2014
UEC-A	Uranium Energy	Goliad	0.3	5.48	0.050%	1.50	0.050%	n/a	n/a	n/a
UEC-A	Uranium Energy	Palangana	0.5	1.06	0.135%	1.15	0.176%	n/a	n/a	n/a

¹ Forecast taken from the most recent publicly available technical report



Comparable Company Analysis I – Pounds in the Ground

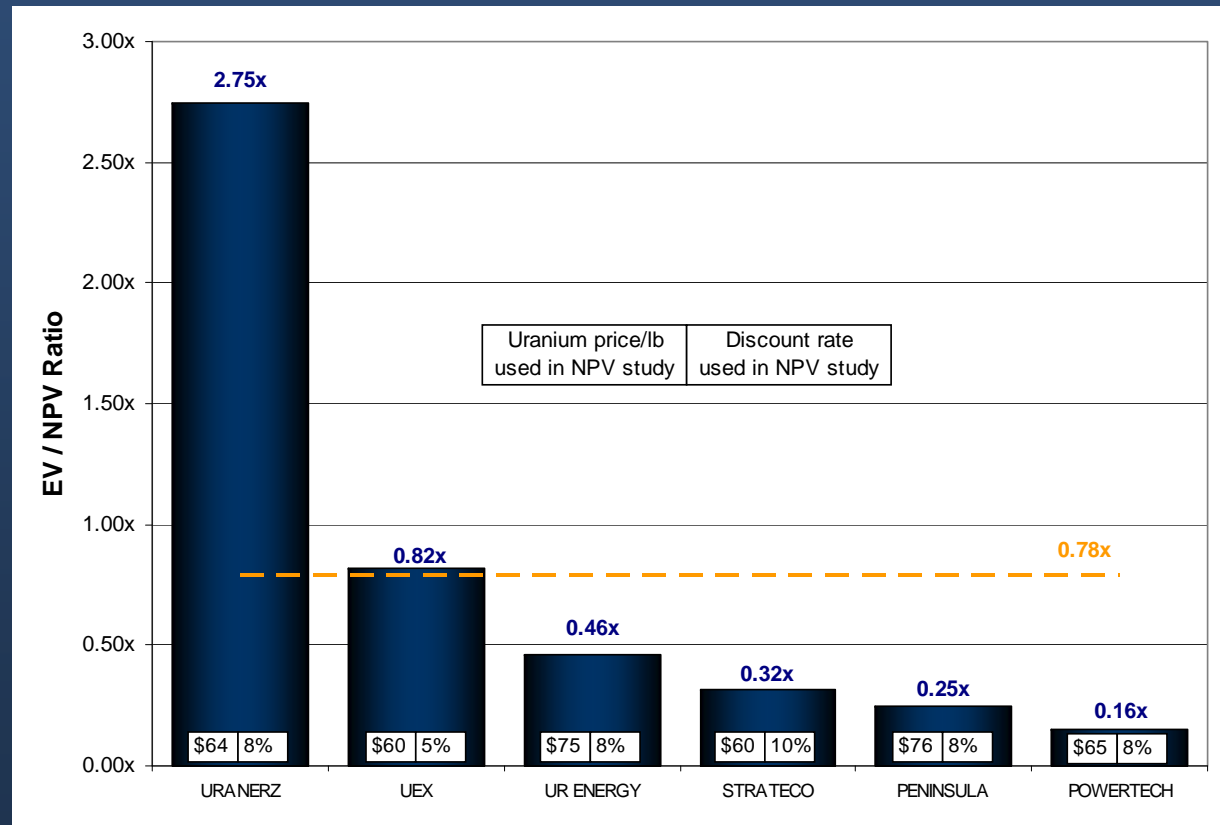
- Powertech is undervalued relative to other junior uranium companies (average trading value of \$1.37/lb)
- Powertech is even more undervalued relative to other companies with U.S. ISR uranium projects, such as URZ, URE & PEN-AU (blue striped bars below)





Comparable Company Analysis II – “EV/NPV”

- This chart shows companies’ enterprise value relative to project NPV
- Powertech is undervalued relative to other development-stage companies
- These numbers do not include the NPV at Powertech’s Centennial project
- Powertech’s technical report has also been completed using a relatively conservative uranium price



Based on pre-tax NPVs as published in N.I. 43-101 compliant technical reports. Does not include Powertech’s Centennial project Enterprise Value calculated using September 12, 2012 TSX/TSX-V closing prices

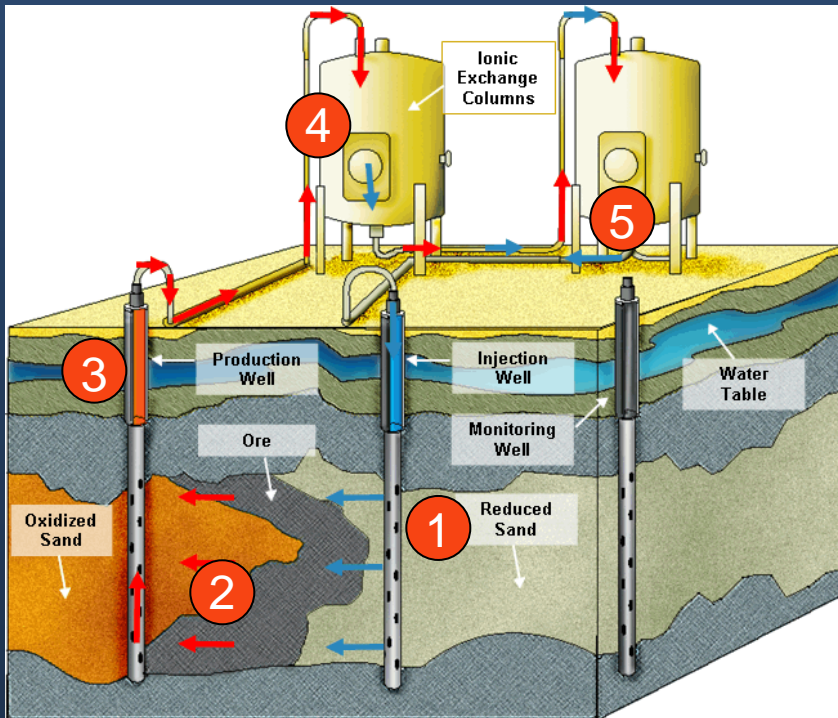


In-Situ Recovery Mining

Cost efficient: lower capital costs and less equipment

▪ Lower operating costs with fewer personnel: 75 workers per 1 million lbs. of uranium produced, conventional mining *requires more than 500 workers per 1 million lbs*

Minimal environmental impact



- 1 Oxygenated groundwater injected into ore-bearing sandstone.
- 2 Fluids dissolve uranium as they pass through the ore zone.
- 3 Pregnant solutions brought to surface by production wells.
- 4 Uranium is extracted in Ion exchange columns.
- 5 Stripped fluids re-oxygenated and re-injected into the wellfield.

Recycling fluids through the wellfield is an efficient, non-consumptive use of groundwater. Up to 90% of in-place uranium is recovered.



Why Own Powertech?

1) Project Pipeline

- 2 Advanced Stage Permitting Projects
- Uranium production targeted for 2014
- Additional advanced-stage exploration projects

2) Worldwide Uranium Experience

- Uranium Finders
- Permitting
- Design, Construction & Operation

3) Focused Effort

- ISR properties
- U.S. concentration
- Highest demand for uranium

4) Undervalued relative to U.S. ISR peer group



Powertech Uranium Corp.

Head/Corporate Office:
Powertech Uranium Corp.

Investor Relations
Tom Doyle
Suite 3023, Three Bentall Centre
595 Burrard Street, PO Box 49212
Vancouver, B.C. V7X 1K8
Tel: (604) 685-9181
Fax: (604) 685-9182

Operations Office:
Powertech (USA), Inc.

Suite #140, 5575 DTC Parkway
Greenwood Village, Colorado
USA 80111
Tel: (303) 790-7528
Fax: (303) 790-3885

Main Exploration Office:
Powertech (USA) Inc.

8910 Adams St.
Albuquerque, NM
USA 87113
Tel: (505) 821-6007 Fax: (505) 821-8006

www.powertechuranium.com